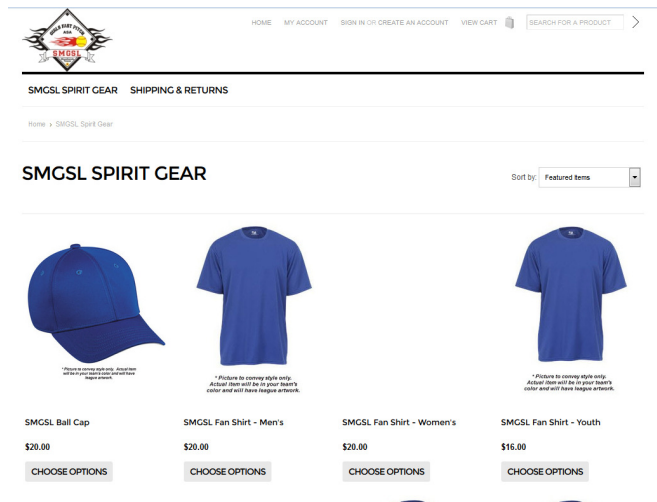


Placing an SMGSL Spirit Gear Order

Accessing the store

1. Go to <http://smgsl.mybigcommerce.com/smgsl-spirit-gear/?sort=alphaasc>
2. This will redirect you off of the SMGSL site to our store area. The store is completely separate from the smgsl.net website so your smgsl.net login will not work, or be necessary, to place your order.
3. The main store page looks similar to this...



Adding items to your shopping cart

As an example, I will demonstrate the process by adding two Adult XL SMGSL Player Practice Shirts to my cart

1. The first step is to click the "Choose Options" button for that item.



- Next, I will select the proper **size** and **quantity** desired by clicking on the appropriate boxes and picking the quantity from the dropdown. These fields are required and it is very important to select the proper information for each item to make sure your order is correct

SMGSL PLAYER PRACTICE SHIRT - ADULT

\$20.00

* Size:

Adult Small Adult Medium Adult Large **Adult XL** Adult 2XL

Adult 3XL

Quantity:


2

ADD TO CART

PRODUCT DESCRIPTION

- Once I have the proper information for the item, I will click the ADD TO CART button.
- This will add the item to my cart and show me the current contents as well.
- I would also like to an additional item so I click the “Click here to keep shopping in SMGSL Spirit Gear”

YOUR SHOPPING CART PROCEED TO CHECKOUT

| CART ITEMS | | QTY | ITEM PRICE | ITEM TOTAL |
|--|---|-------------|------------|----------------|
|  <p><small>* Picture to convey style only. Actual item will be in your team's color and will have league artwork.</small></p> | SMGSL Player Practice Shirt - Adult Size: Adult XL Change | 2 Remove | \$20.00 | \$40.00 |
| Subtotal: | | | | \$40.00 |
| <i>Estimate Shipping & Tax</i> | | | | |
| Grand Total: | | | | \$40.00 |

UPDATE CART PROCEED TO CHECKOUT
→ [Click here to keep shopping in SMGSL Spirit Gear](#)

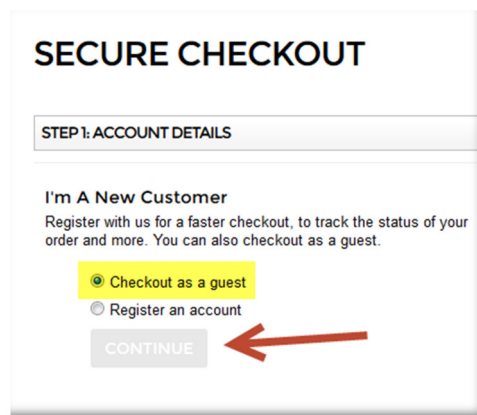
6. This will take me back to the main spirit gear page.
7. I would like to order a yard sign as well, so I click the “Choose Options” button for an SMGSL Personalized Yard Sign.
8. For this item I have the option of adding a player name if I want to. If so, I will type the player name in the “Player Name” field. Otherwise, I will leave it blank.
9. I will then click the “ADD TO CART” button again which will add the item and take me back to my cart.
10. The process would be repeated for all items I wanted, beginning at Step 5 above, until my cart was correct and contained all of the items I wanted to purchase.

Checking out

1. Once your cart is correct and contains everything you want to buy, you will need to begin the checkout process by clicking the “PROCEED TO CHECKOUT” button in the bottom right hand corner of your cart.

PROCEED TO CHECKOUT

2. IMPORTANT: Select “Checkout as a guest” and click “Continue”. (You do not have an account in the SMGSL store, and you do not need to create one to place an order...)



SECURE CHECKOUT

STEP 1: ACCOUNT DETAILS

I'm A New Customer
Register with us for a faster checkout, to track the status of your order and more. You can also checkout as a guest.

Checkout as a guest
 Register an account

CONTINUE

3. Fill out the fields on the form marked with a red asterisk (*)
4. Click the “Bill & Ship to this address” button.

5. Select "Pickup at SMGSL" as your shipping option and click "Continue" button. Please note that all items will be shipped directly to SMGSL for pickup. Items will not be shipped directly to home addresses as indicated in step #4.
6. You will then need to review your order for accuracy.
7. If accurate, click the "Continue" button in the bottom right hand corner of the screen.
8. Key in your credit card information and click "Pay for order" button.
9. You should then receive an order confirmation on your screen and a receipt will be sent to the e-mail address you provided.